



CENTRAL TEXAS REGIONAL  
**MOBILITY AUTHORITY**

REGULAR MEETING OF THE

# BOARD OF DIRECTORS

---

*Our mission is to develop, deliver, operate and maintain high-quality roadways and related transportation solutions.*

**March 27, 2024**



CENTRAL TEXAS REGIONAL  
**MOBILITY AUTHORITY**

# **AGENDA**

## **ITEM #1**

---

Bobby Jenkins  
Chairman

# **Welcome and opportunity for public comment**



# **CONSENT AGENDA ITEMS #2-3**

---

Bobby Jenkins  
Chairman

- 2. Approve the minutes from the February 28, 2024 Regular Board Meeting and the March 18, 2024 Special Called Board Meeting**
- 3. Prohibit the operation of certain vehicles on Mobility Authority toll facilities pursuant to the Habitual Violator Program**



CENTRAL TEXAS REGIONAL  
**MOBILITY AUTHORITY**

# **CONSENT AGENDA ITEM #3**

---

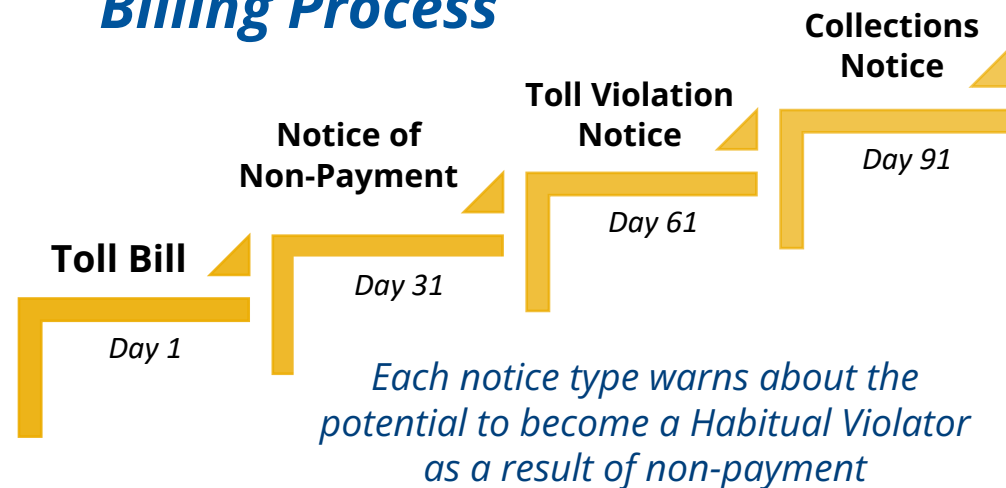
Tracie Brown  
Director of Operations

## **Prohibit the operation of certain vehicles on Mobility Authority toll facilities pursuant to the Habitual Violator Program**

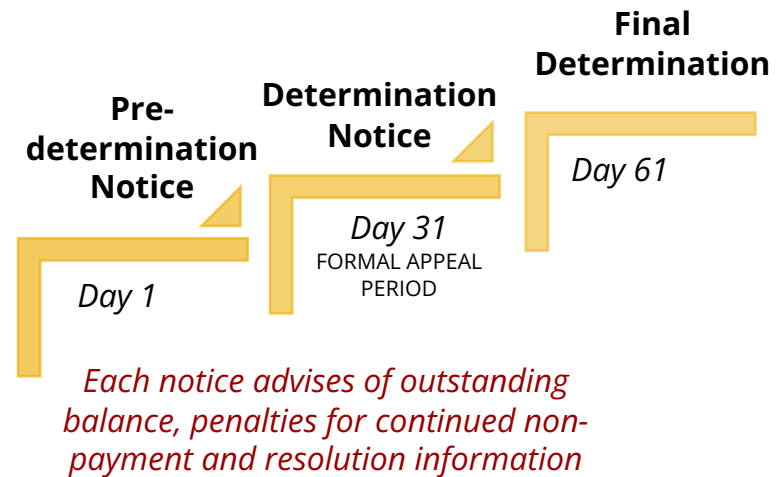
# Escalating Communications



## Pay By Mail Billing Process



## Habitual Violator Process



### OUTCOMES

1. Vehicle Registration Renewal Block
2. Notice of Vehicle Prohibition
3. On-road Enforcement



# Mobility Authority Policy Codes



## Section 301.010(d-f): Customer Service & Violation Enforcement Policies

- Customers with 100 or more events non-payment within a period of one year and who have received at least two written notices of non-payment may be considered Habitual Violators. An event of non-payment is considered to be one unpaid toll transaction.
- Following a final determination that a registered owner with at least 100 unpaid toll violations within a year is a Habitual Violator, the Authority may report a vehicle owned or leased by a person determined to be a Habitual Violator to a county tax assessor-collector or the Texas Department of Motor Vehicles in order to cause the denial of a vehicle registration.
- By order of its Board of Directors, ***the Authority may prohibit the operation of a motor vehicle owned or leased by a person determined to be a Habitual Violator on all authority toll roads. Vehicles that continue to operate on a toll road after the prohibition are subject to ticketing and impounding.***

# HV Prohibited Vehicle Action Summary

## March 2024



- **Approve a *Vehicle Prohibition Order* for the identified habitual violator customers**
  - » Number of prohibited vehicles: 6,003
  - » Total number of related unpaid tolls: 2,079,210
    - Average number of outstanding tolls per vehicle: 346
    - Average unpaid balance: \$1,016.39
- **Next Steps**
  - » Customers will receive *Prohibition Order* by mail
  - » Customers found to be in violation of the prohibition are subject to a warning, a citation with up to \$500 fine and / or vehicle impoundment by local law enforcement



CENTRAL TEXAS REGIONAL  
**MOBILITY AUTHORITY**

# **REGULAR ITEMS**

---





CENTRAL TEXAS REGIONAL  
**MOBILITY AUTHORITY**

# **AGENDA**

## **ITEM #4**

---

José Hernández  
Chief Financial Officer

## **Accept the financial statements for February 2024**

# System Unaudited Income Statement



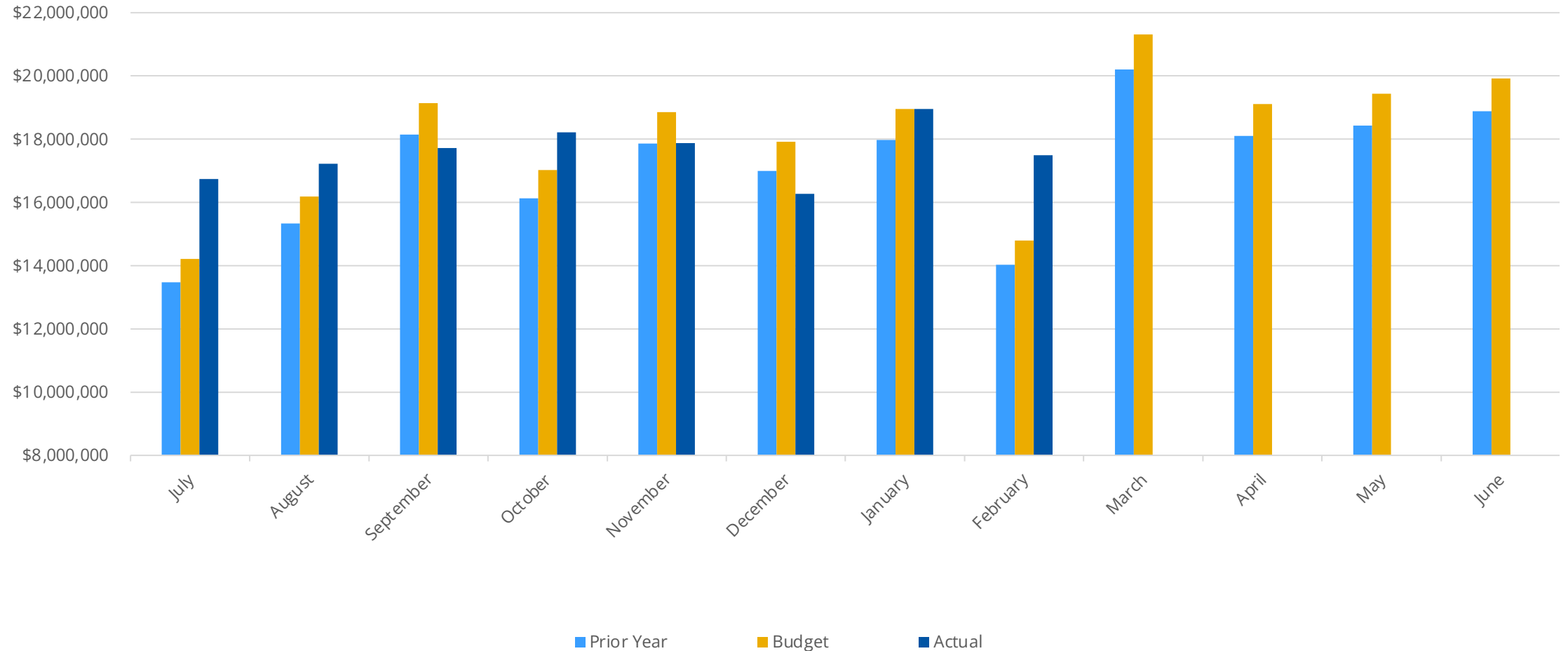
## CTRMA System - Fiscal 2024 Unaudited Income Statement as of February 29, 2024 67% of Fiscal Year Elapsed

<b><u>Revenues</u></b>	<b>Budget</b>	<b>Unaudited</b>	
Toll Revenues	143,942,400	96,448,317	
Video Tolls	60,394,700	36,013,124	
Fee Revenue	12,531,400	8,161,307	
Interest Income	24,905,700	34,057,580	
Other	1,175,500	189,199	
<b>Total Revenues</b>	<b>242,949,700</b>	<b>174,869,528</b>	<b>72%</b>
<b><u>Expenses</u></b>			
<b>Operating Expense</b>			
Salaries and Benefits	7,633,210	4,510,861	
Administrative	6,406,197	3,283,823	
Operations and Maintenance	40,925,526	20,559,284	
Special Projects and Contingencies	5,885,000	1,363,475	
<b>Total Operating Expense</b>	<b>60,849,933</b>	<b>29,717,443</b>	<b>49%</b>
<b>Cash Flow After Operating Expense</b>	<b>182,099,767</b>	<b>145,152,085</b>	
<b>Non-Cash Expenses</b>	<b>59,856,000</b>	<b>42,625,803</b>	
<b>Non-Operating Expenses</b>	<b>103,899,098</b>	<b>52,649,167</b>	
<b>Net Operating Income</b>	<b>18,344,669</b>	<b>49,877,115</b>	

# Fiscal Year 2024 System Toll Revenues



FY 2024 System Toll Revenues



# MoPac Unaudited Income Statement



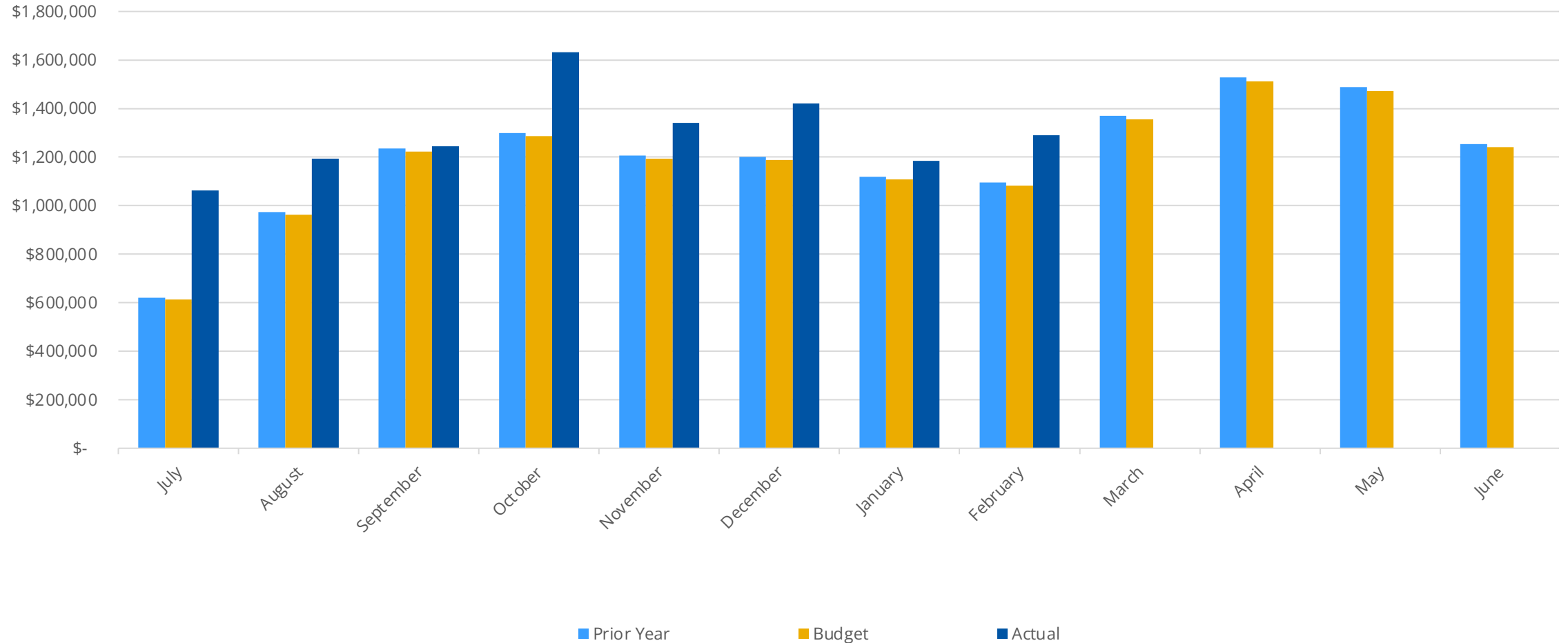
## MoPac - Fiscal 2024 Unaudited Income Statement as of February 29, 2024 67% of Fiscal Year Elapsed

<b><u>Revenues</u></b>	<b>Budget</b>	<b>Unaudited</b>	
Toll Revenues	9,850,300	7,562,219	
Video Tolls	3,957,300	2,552,761	
Fee Revenue	431,500	260,880	
Interest Income	-	528,297	
Other	-	-	
<b>Total Revenues</b>	<b>14,239,100</b>	<b>10,904,157</b>	<b>77%</b>
<b><u>Expenses</u></b>			
<b>Operating Expense</b>			
Salaries and Benefits	-	-	
Administrative	71,763	834	
Operations and Maintenance	3,680,454	1,493,604	
Special Projects and Contingencies	200,000	93,439	
<b>Total Operating Expense</b>	<b>3,952,217</b>	<b>1,587,877</b>	<b>40%</b>
<b>Operating Income</b>	<b>10,286,883</b>	<b>9,316,280</b>	
<b>Non Cash Expenses</b>	-	-	
<b>Non-Operating Expenses</b>	-	6,513,634	
<b>Net Operating Income</b>	<b>10,286,883</b>	<b>2,802,646</b>	

# Fiscal Year 2024 MoPac Toll Revenues



FY 2024 MoPac Toll Revenues



# Fiscal 2024 Year to Date Performance – All Funds



- **Revenues**

- » **System toll (tag and video) revenues:**

- Minimally behind budgeted amounts – 65% collected vs. 67% of fiscal year elapsed
- February 2024 collections of \$17.5 million; February 2023 collections were \$14 million

- » **MoPac toll (tag and video) revenues:**

- Ahead of budgeted and prior year amounts – 73% collected through February 2024
- February 2024 collections of \$1.3 million; February 2023 collections were \$1.1 million

- » **Interest earnings well above forecast – 139% of budget collected YTD**

- Local government investment pool and money market fund yielding over 5.2%
- Interest rate outlook anticipates lower returns starting second half 2024

- » **Total revenues at 72% of annual budget through February 2024**

- **Expenses**

- » **No substantive trends or anomalies year-to-date**

- » **All operating expense categories are within expected ranges to date**

- » **Operating expenses are at 48% of annual budget**



CENTRAL TEXAS REGIONAL  
**MOBILITY AUTHORITY**

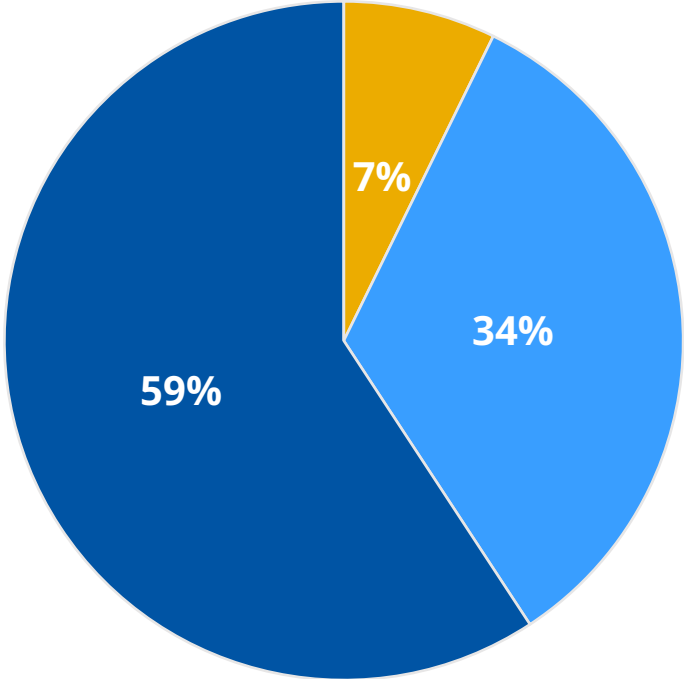
# **CTRMA Investment Portfolio**

---

# February 2024 Allocation of Funds



Allocation of Funds



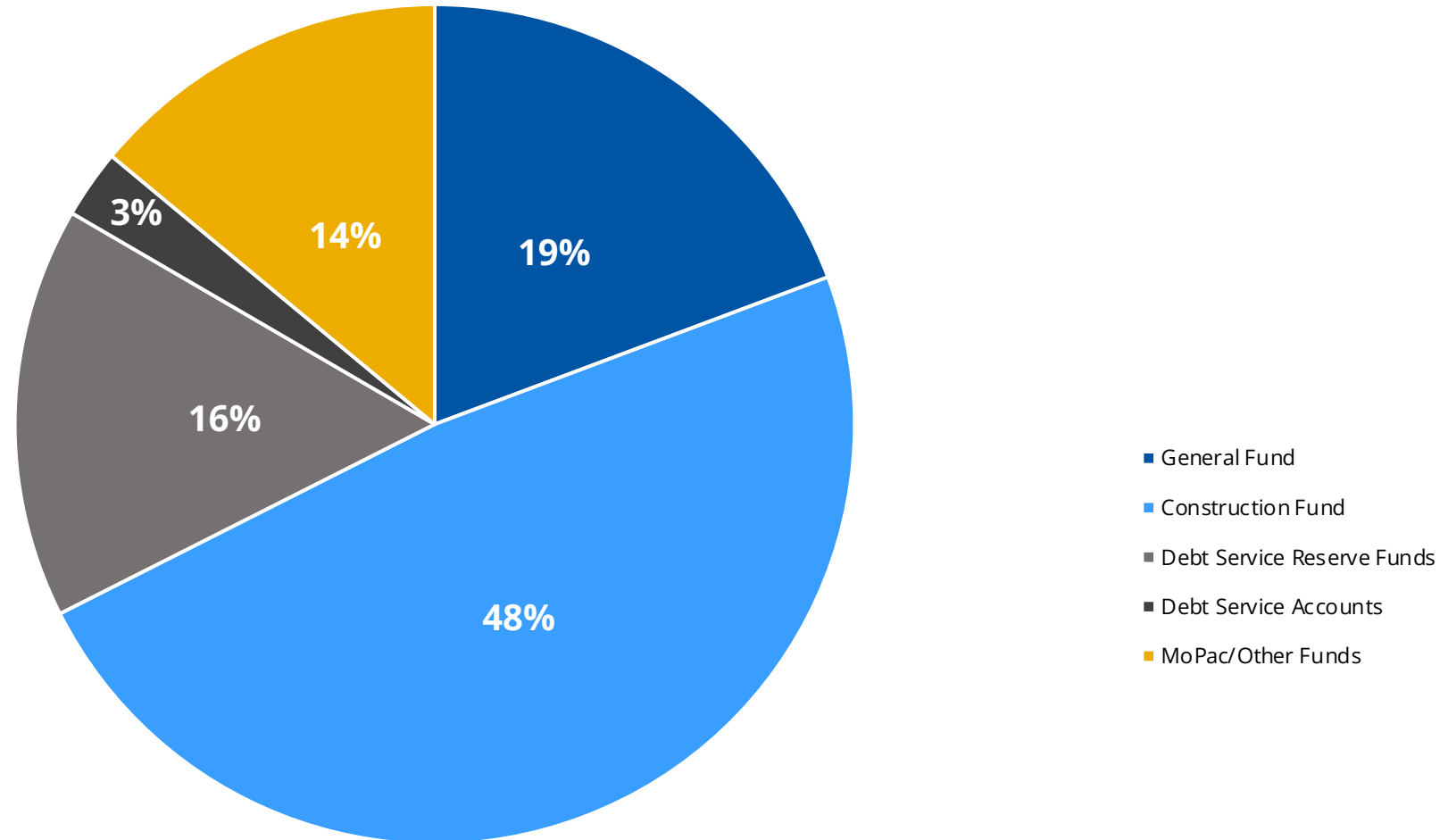
- Total in Pools
- Total in Money Market
- Total in Fed Agencies
- Total in CD's



# February 2024 Investments by Major Fund



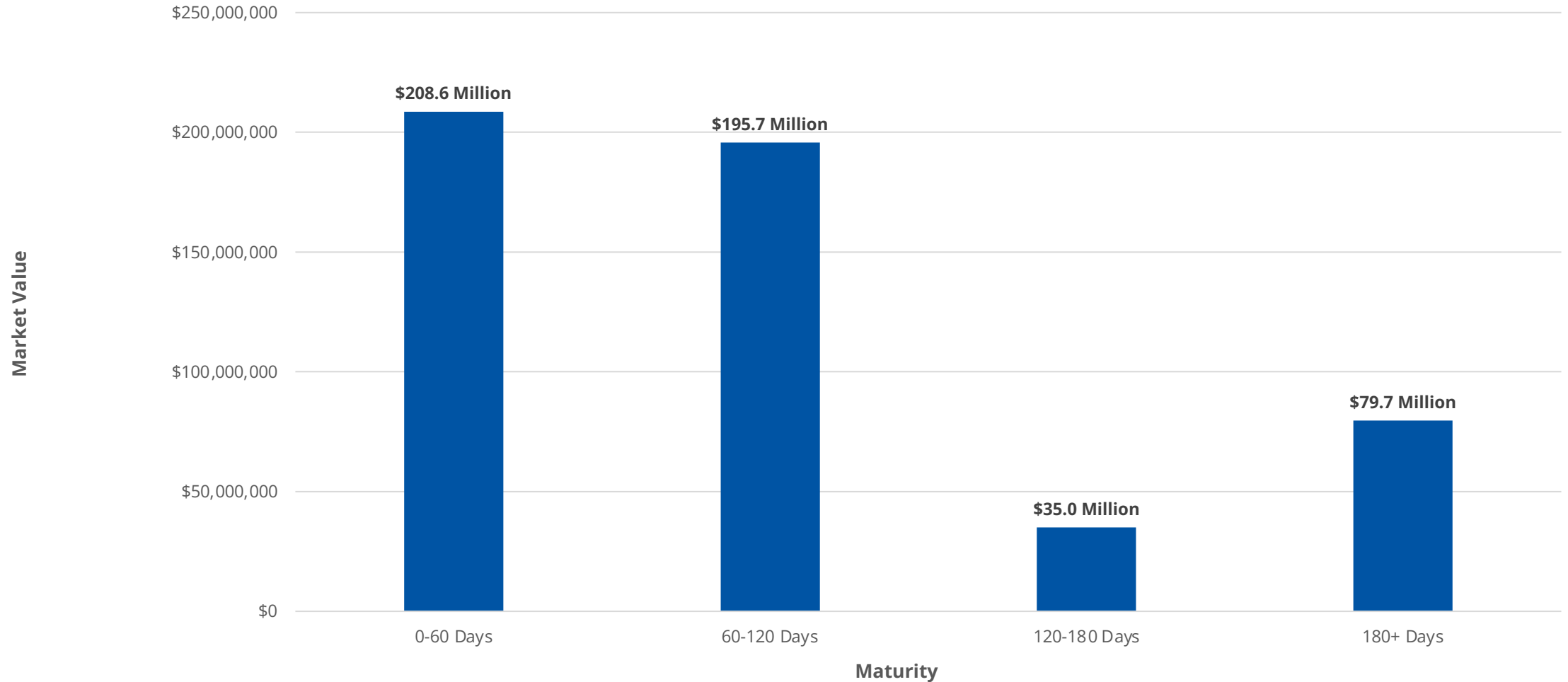
## Major Funds Investment Allocation



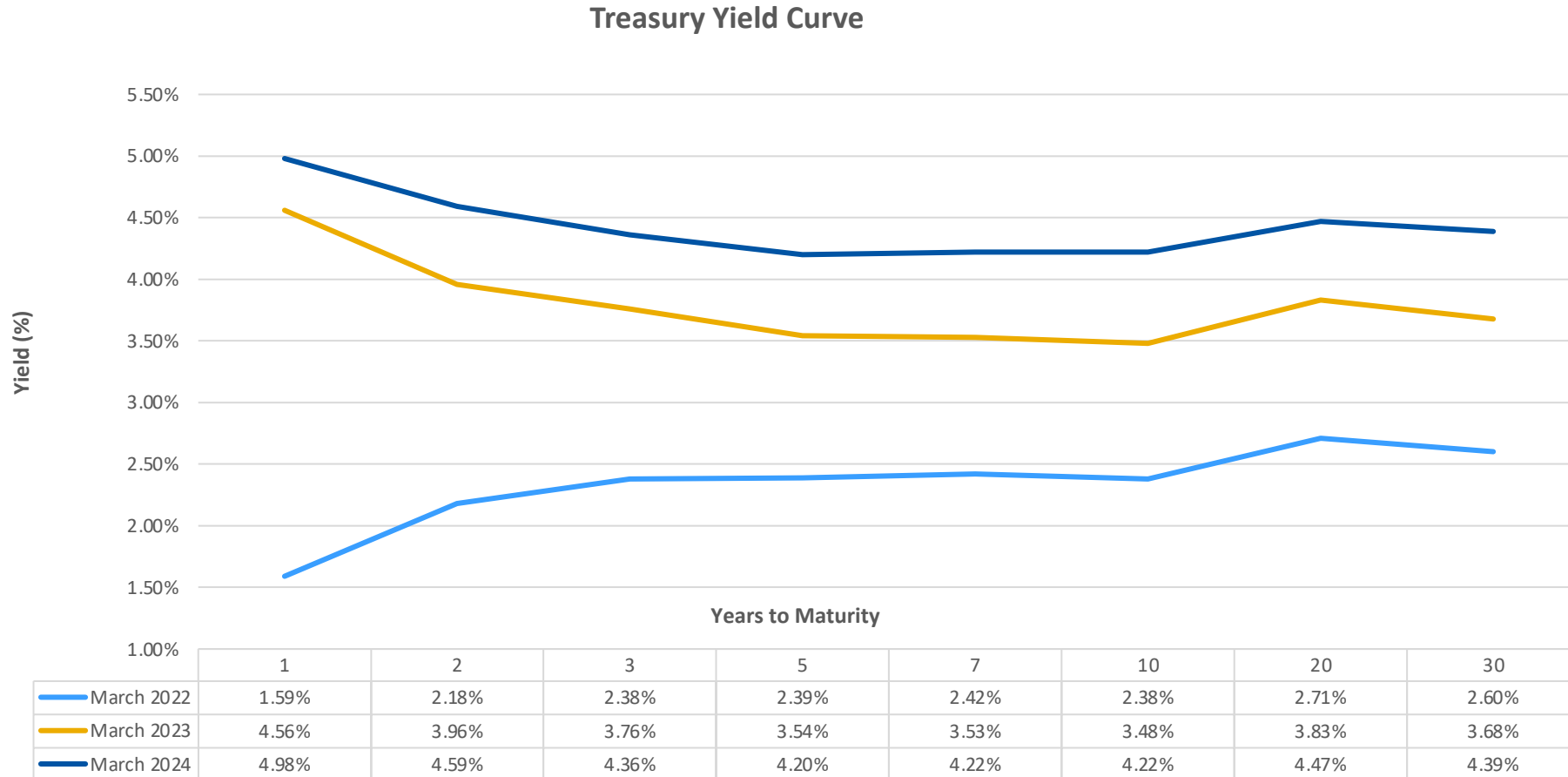
# February 2024 Maturity of Investment Securities



Maturity Date of Investment Securities



# Treasury Yield Curve: 2022 vs Now

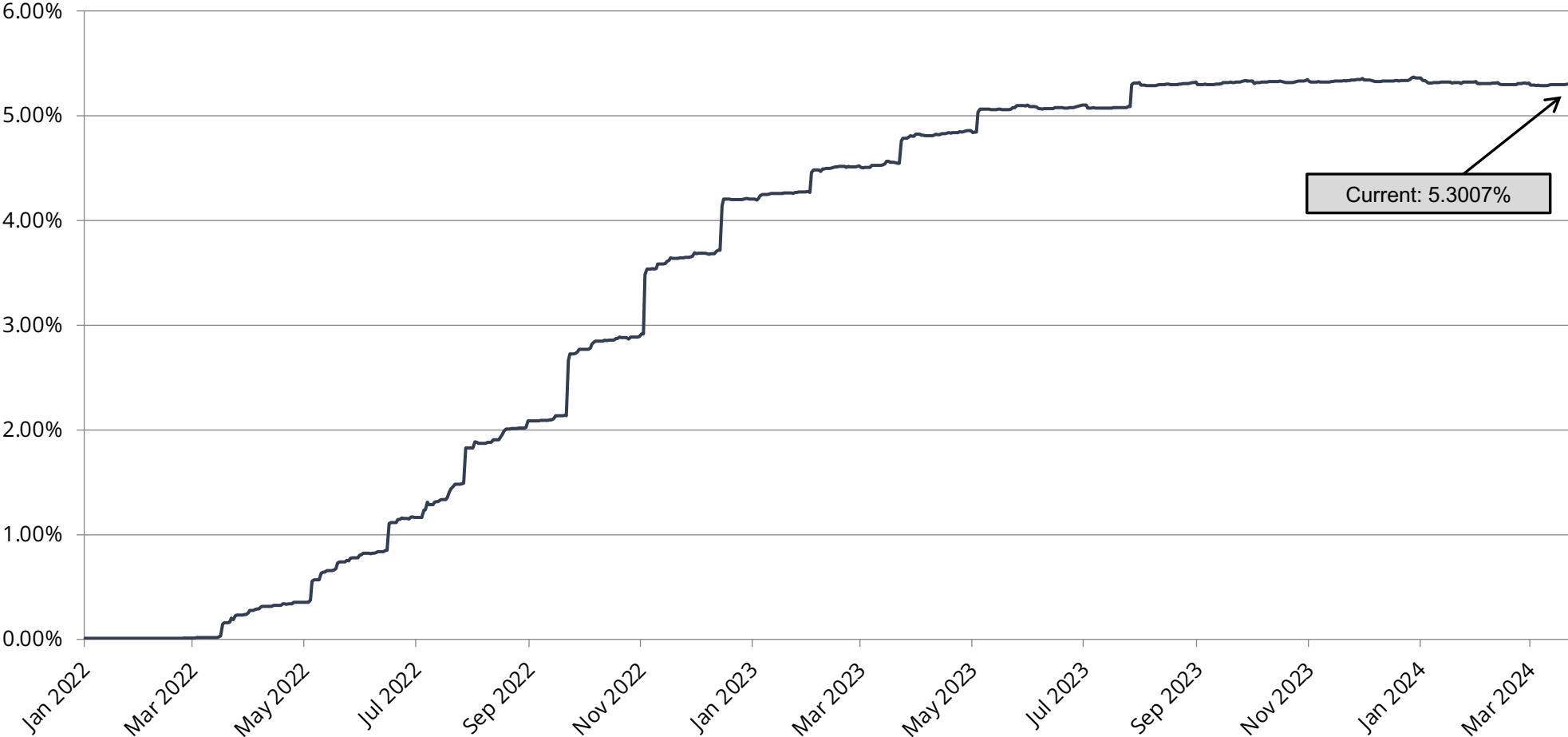


Source: U.S. Treasury Daily Treasury Par Yield Curve Rates. As of March 22.

# TexSTAR Daily Rates



**TexSTAR Daily Rate History**  
Since January 2022  
As of March 22, 2024





# **AGENDA**

## **ITEM #5**

---

Greg Mack  
Director of IT & Toll Systems

**Discuss and consider approving revisions to Amendment No. 3 to the First Amended and Restated Maintenance Services Contract for the Central Texas Regional Mobility Authority Toll Collection System to clarify that Kapsch TrafficCom USA, Inc. will continue to provide intelligent transportation systems maintenance services for the MoPac Express Lane**

# Kapsch TrafficCom Overview



- Kapsch TrafficCom USA, Inc. serves as the Mobility Authority's system integrator for its legacy toll collection system
- Under the Restated Maintenance Agreement, Kapsch's responsibilities include toll system and intelligent transportation systems (ITS) installation and maintenance, license plate image review, and traffic & incident management operations
  - » **Maintenance and image review responsibilities for the 71 Toll system transitioned to ETC in September 2023 after a successful system replacement**
- In October 2023 Kapsch was awarded the Intelligent Transportation Systems (ITS) performance-based maintenance services agreement to cover all existing non-toll and future ITS elements on the Mobility Authority's system

# Kapsch Restated Agreement Amendment No. 3 Revisions



- Effective December 1, 2023
- Describes non-toll system related intelligent transportation systems (ITS) services in light of the new ITS performance-based maintenance contract
  - » **Modifies key performance indicator (KPI) #8 to apply to Express Lane facilities only and removes KPIs #15, #16, and #18**
  - » **Deletes ITS maintenance pricing and bill of quantities for all non-Express Lane related facilities**
- Reduces the Kapsch monthly toll system maintenance cost by \$22,670.06

# Staff Recommendations



- Staff recommends approval of revisions to Amendment No. 3 to the First Amended and Restated Maintenance Services Contract for the Central Texas Regional Mobility Authority Toll Collection System to clarify that Kapsch TrafficCom USA, Inc. will continue to provide intelligent transportation systems maintenance services for the MoPac Express Lane





CENTRAL TEXAS REGIONAL  
**MOBILITY AUTHORITY**

# **BRIEFINGS & REPORTS**

---



CENTRAL TEXAS REGIONAL  
**MOBILITY AUTHORITY**

# **AGENDA**

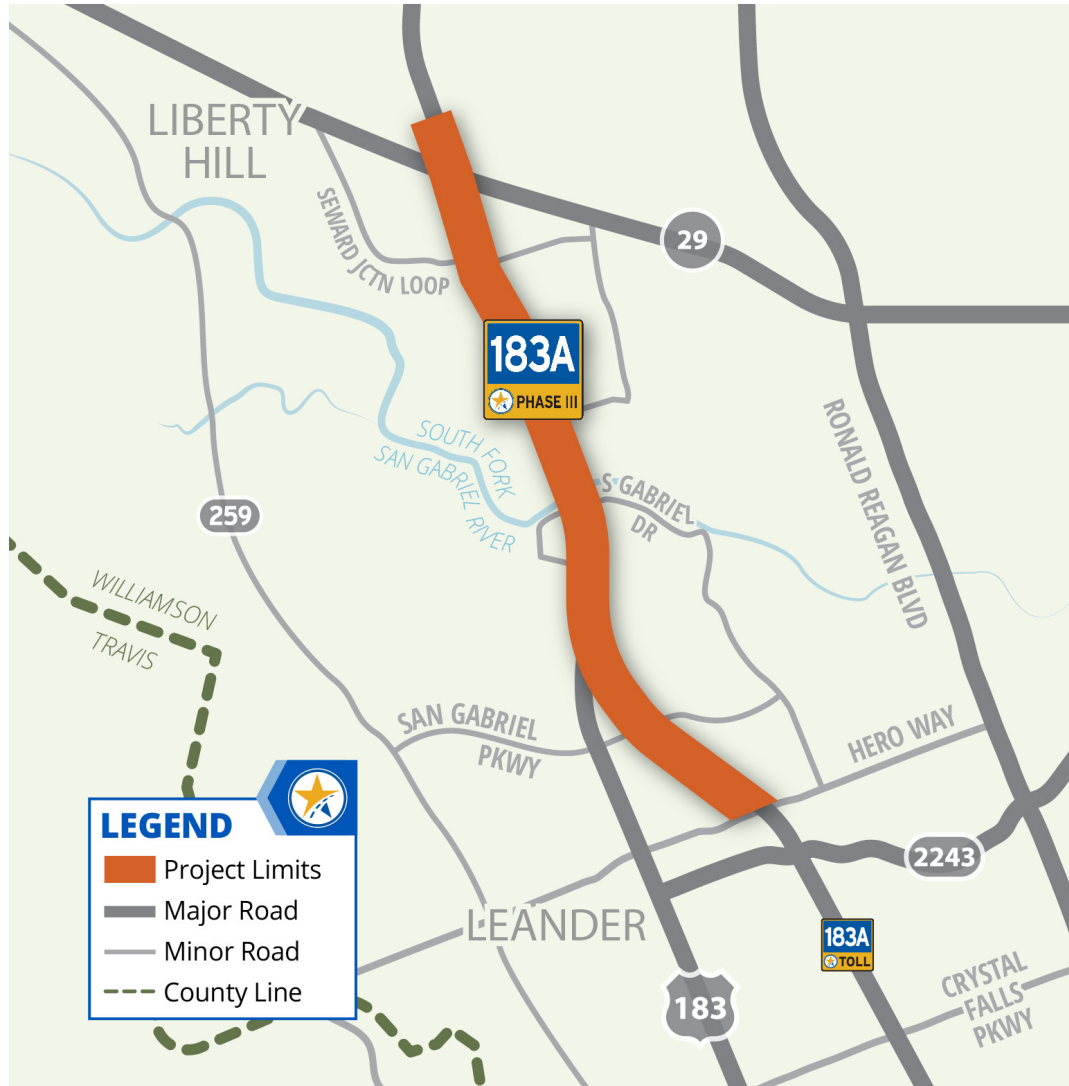
## **ITEM #11**

---

Mike Sexton, P.E.  
Director of Engineering

## **183A Phase III Project Update**

# 183A PHASE III PROJECT



- **Project Description:** The project includes a 5.3-mile extension of the existing 10-mile 183A Toll Road to the north
- **Limits:** Hero Way to north of SH 29
- **Total Project Cost:** \$259M
- **Construction Cost:** \$175M
- **Notice to Proceed:** 3/28/2021
- **Open to Tolling:** Early 2025

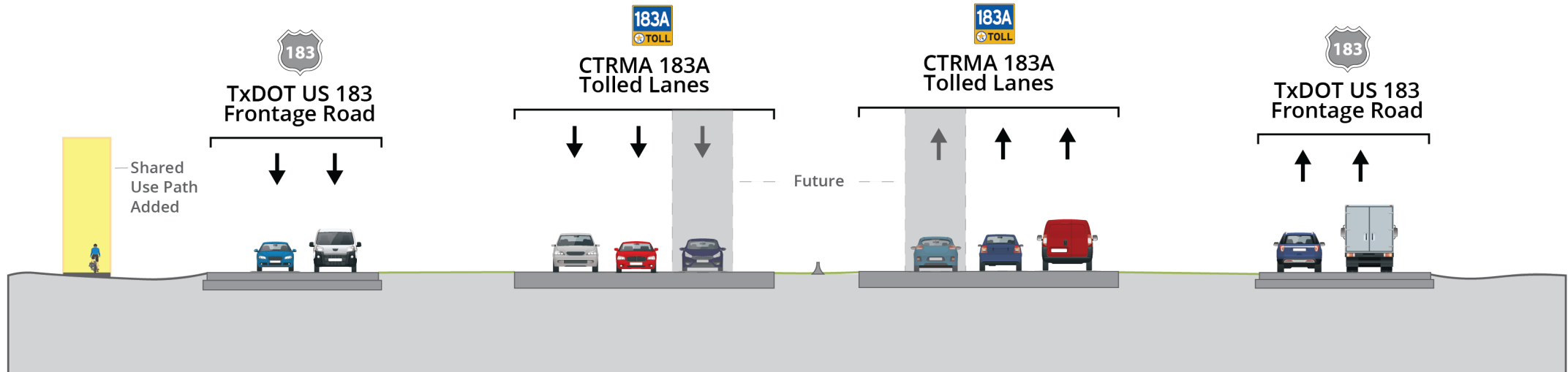
# 183A PHASE III PROJECT



## Existing



## Under Construction





# PROJECT PHOTO: State Highway 29

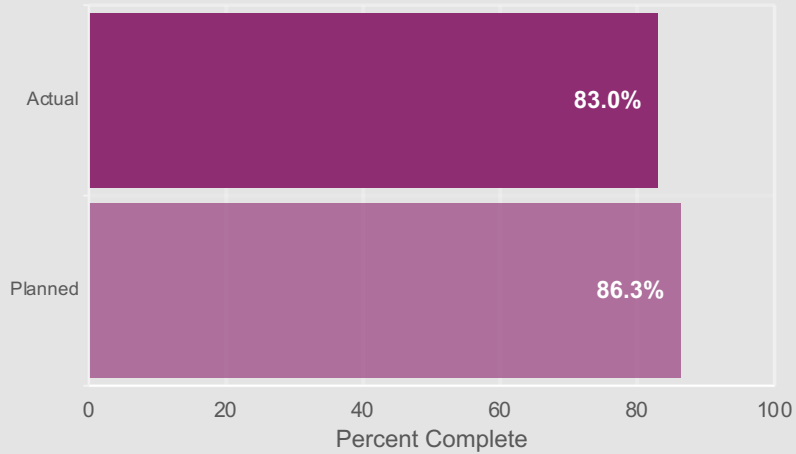


# CONTRACT METRICS

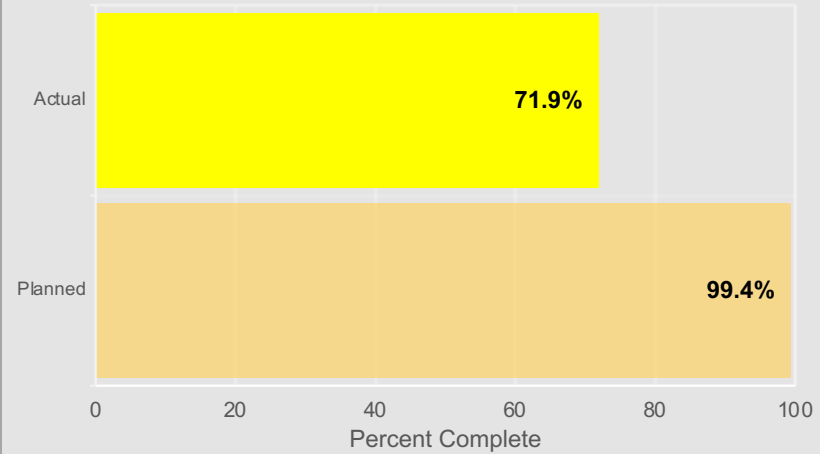
Through 2/25/2024 pending acceptance of Pay App #37 (Feb. 2024)



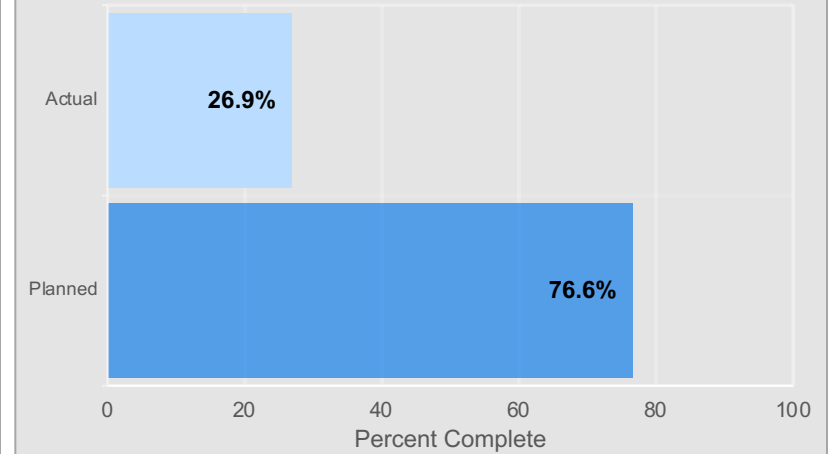
## Earthwork – Roadway Excavation



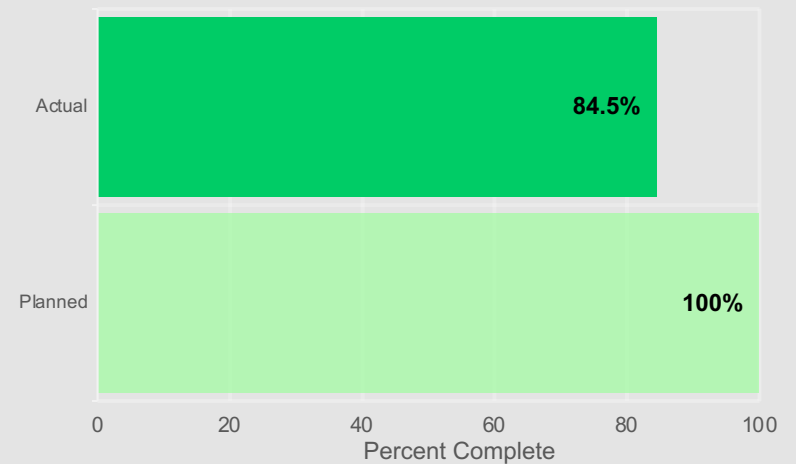
## Earthwork – Roadway Embankment



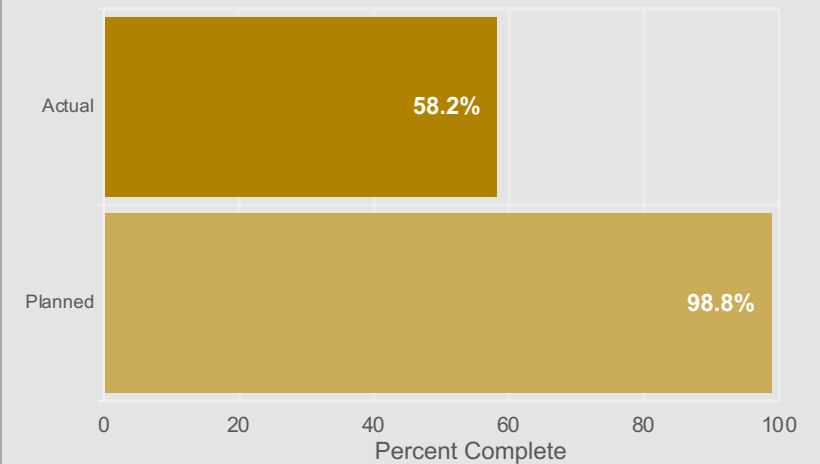
## Mainlane Paving



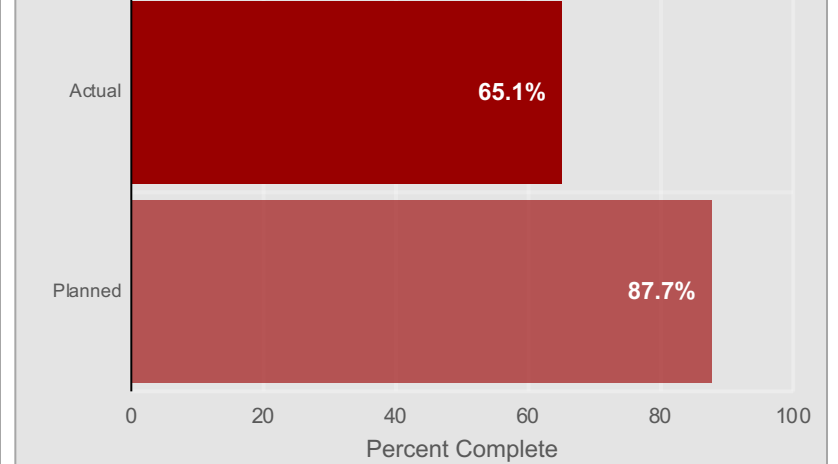
## Bridge Beams



## Bridge Decks



## Roadway Retaining Walls



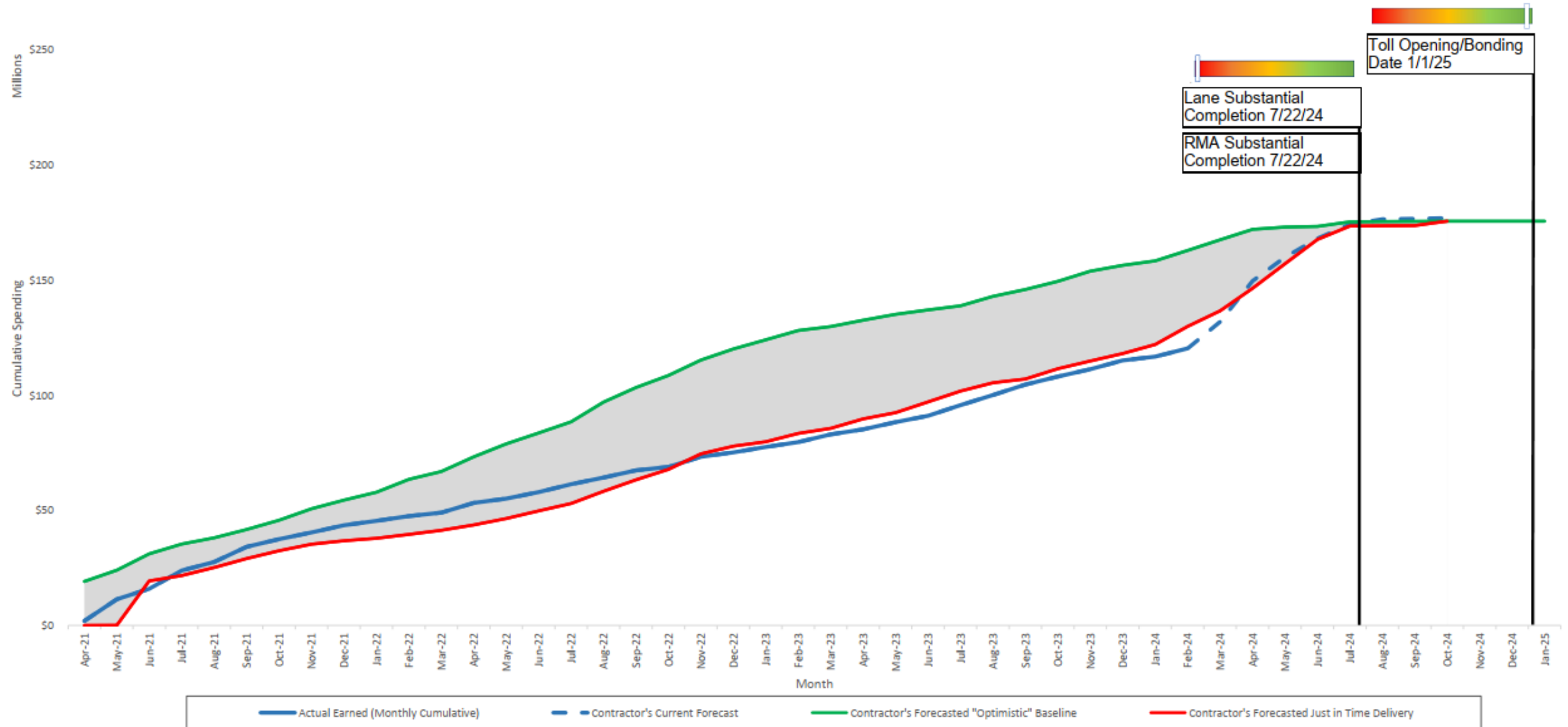


# CONTRACT METRICS (cont.)

Through 2/25/2024 pending acceptance of Pay App #37 (Feb. 2024)



- Contractor Projected Earnings vs. Actual





CENTRAL TEXAS REGIONAL  
**MOBILITY AUTHORITY**

# **EXECUTIVE DIRECTOR REPORT**

---





# AGENDA ITEM #7A

---

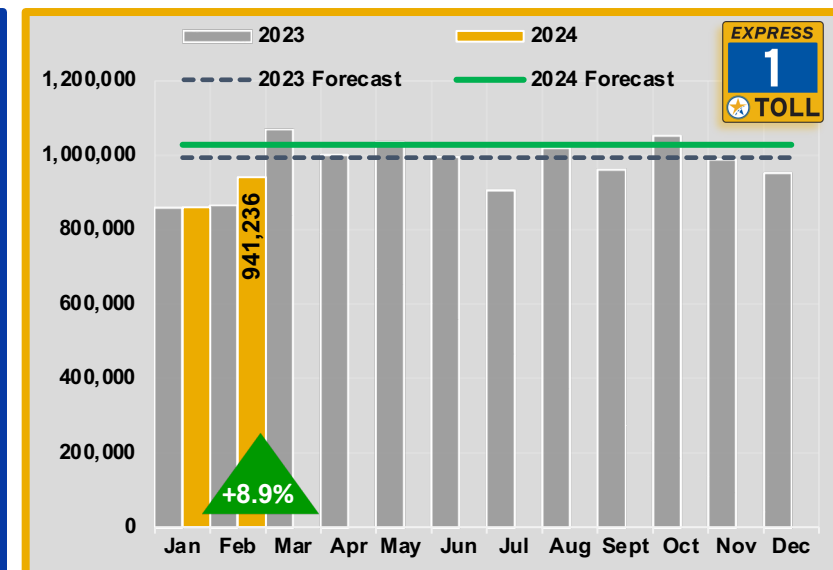
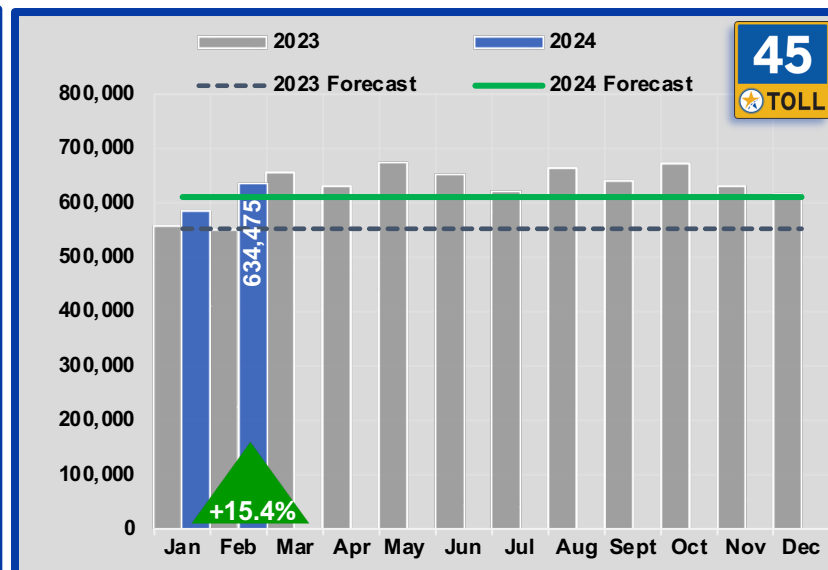
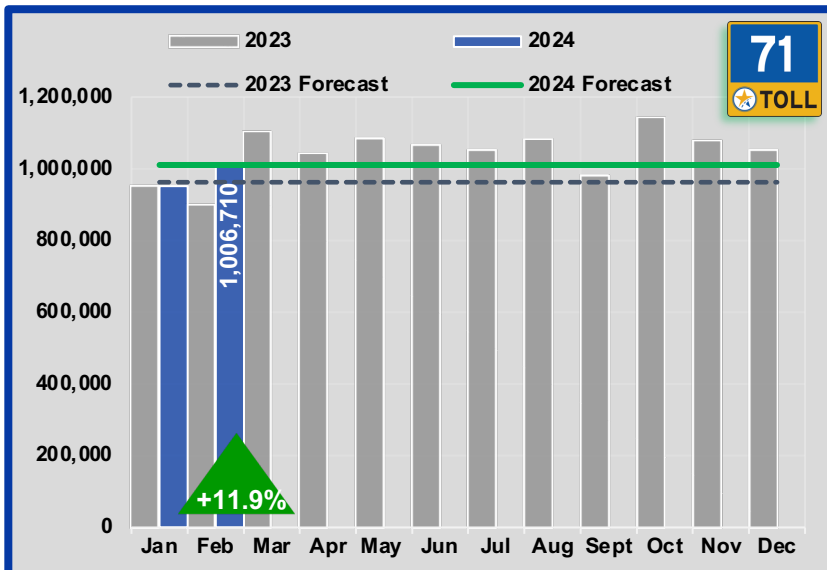
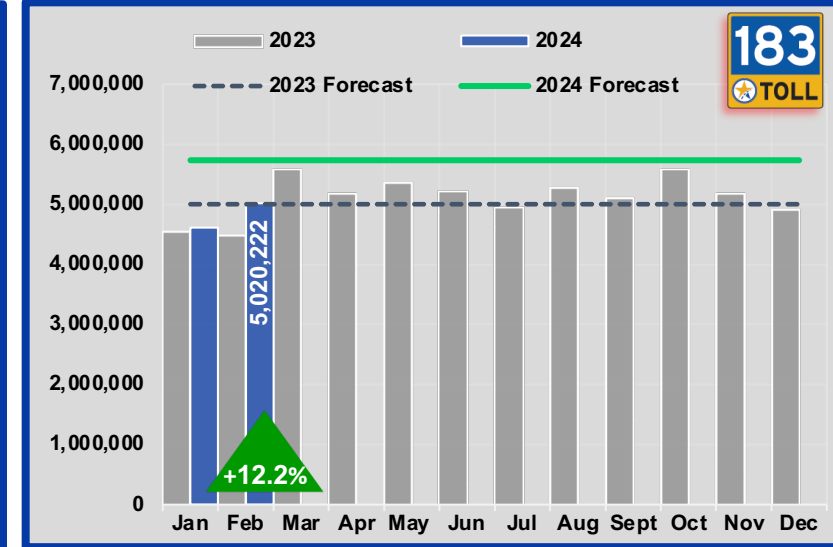
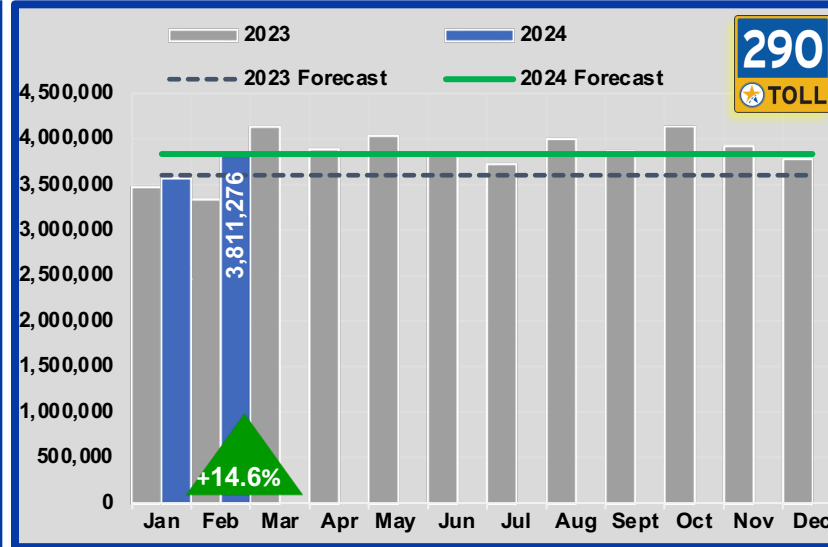
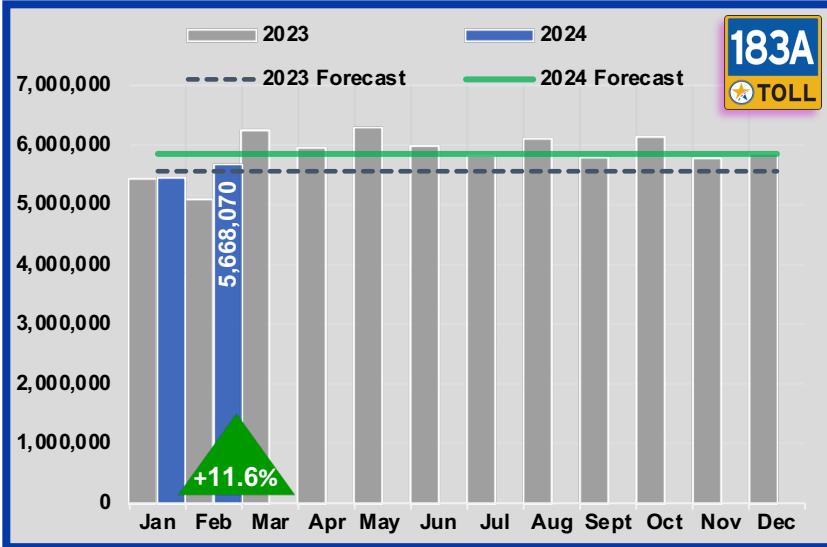
James Bass  
Executive Director

## Executive Director Report

- A. Agency performance metrics
  - I. Roadway performance
  - II. Call center performance

# Monthly Transaction Trend by Roadway

## (Percent Change Over February 2023)

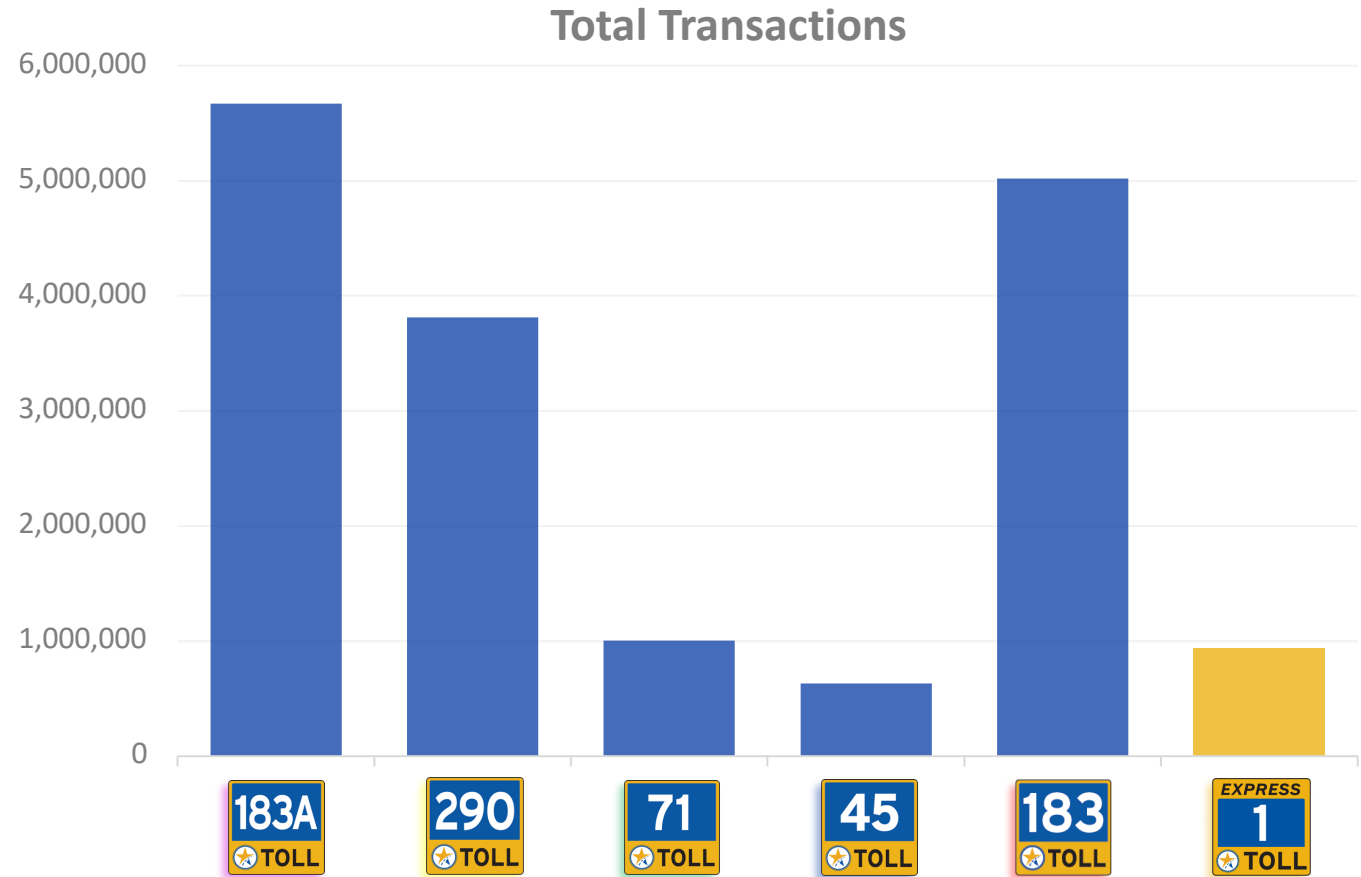


# Transactions and Pre-Paid Penetration

February 2024



Roadway	Total Pre-paid Penetration %
183A Toll	62.58%
290 Toll	53.23%
71 Toll	57.04%
45SW Toll	63.85%
183S Toll	51.66%
MoPac	64.27%
<b>ALL</b>	<b>57.00%</b>



# 183A Traffic Volumes

## Main Tolled Lanes vs. Frontage Road Lanes



2022								
Corridor	Location	Tolled			Frontage Road			% Tolled
		NB	SB	Total	NB	SB	Total	
183A	North of Hero Way (begin/end tollway)	16,377	16,929	<b>33,306</b>	5,876	5,002	<b>10,878</b>	<b>75%</b>
	Between Scottsdale Dr. and Crystal Falls Pkwy.	24,454	24,651	<b>49,105</b>	8,884	9,643	<b>18,527</b>	<b>73%</b>

2023								
Corridor	Location	Tolled			Frontage Road			% Tolled
		NB	SB	Total	NB	SB	Total	
183A	North of Hero Way (begin/end tollway)	16,264	16,302	<b>32,566</b>	5,400	5,900	<b>11,300</b>	<b>74%</b>
	Between Scottsdale Dr. and Crystal Falls Pkwy.	25,585	25,790	<b>51,375</b>	9,645	9,056	<b>18,701</b>	<b>73%</b>

# 290 Traffic Volumes

## Main Tolled Lanes vs. Frontage Road Lanes



2022								
Corridor	Location	Tolled			Frontage Road			% Tolled
		EB	WB	Total	EB	WB	Total	
290E	Between Tuscany Way & 183S (west end before the DCs join)	11,835	13,723	<b>25,558</b>	20,924	23,963	<b>44,887</b>	<b>36%</b>
	East of Parmer Ln, (east end)	16,168	15,094	<b>31,262</b>	21,700	23,263	<b>44,963</b>	<b>41%</b>

2023								
Corridor	Location	Tolled			Frontage Road			% Tolled
		EB	WB	Total	EB	WB	Total	
290E	Between Tuscany Way & 183S (west end before the DCs join)	13,224	15,195	<b>28,419</b>	22,196	21,853	<b>44,048</b>	<b>39%</b>
	East of Parmer Ln, (east end)	16,361	16,122	<b>32,483</b>	19,949	22,682	<b>42,631</b>	<b>43%</b>

# 71 Traffic Volumes

## Main Tolled Lanes vs. Frontage Road / General Purpose Lanes



2022								
Corridor	Location	Tolled			Non-tolled			% Tolled
		EB	WB	Total	EB	WB	Total	
71	East of SH 130 (Toll / Frontage)	9,457	11,244	<b>20,320</b>	20,320	14,007	<b>34,327</b>	<b>38%</b>
	West of FM 973 (Toll / General Purpose)	16,812	11,262	<b>28,074</b>	35,878	36,716	<b>72,594</b>	<b>28%</b>

2023								
Corridor	Location	Tolled			Non-tolled			% Tolled
		EB	WB	Total	EB	WB	Total	
71	East of SH 130 (Toll / Frontage)	10,903	11,898	<b>22,801</b>	23,251	22,399	<b>45,650</b>	<b>33%</b>
	West of FM 973 (Toll / General Purpose)	20,276	18,839	<b>39,115</b>	36,532	37,188	<b>73,720</b>	<b>35%</b>

# 183 Toll Traffic Volumes

## Main Tolled Lanes vs. Frontage Road Lanes



2022								
Corridor	Location	Tolled			Frontage Road			% Tolled
		NB	SB	Total	NB	SB	Total	
183	Between MLK & Loyola Ln.	28,192	31,501	<b>59,693</b>	29,812	32,711	<b>62,523</b>	<b>49%</b>
	Thompson Lane	21,592	27,308	<b>48,900</b>	36,771	31,168	<b>67,939</b>	<b>42%</b>

2023								
Corridor	Location	Tolled			Frontage Road			% Tolled
		NB	SB	Total	NB	SB	Total	
183	Between MLK & Loyola Ln.	33,071	33,62	<b>66,691</b>	33,183	35,192	<b>68,374</b>	<b>49%</b>
	Thompson Lane	31,982	34,503	<b>66,485</b>	41,517	35,678	<b>77,194</b>	<b>46%</b>

# MoPac Traffic Volumes

## Tolled Express Lanes vs. General Purpose Lanes



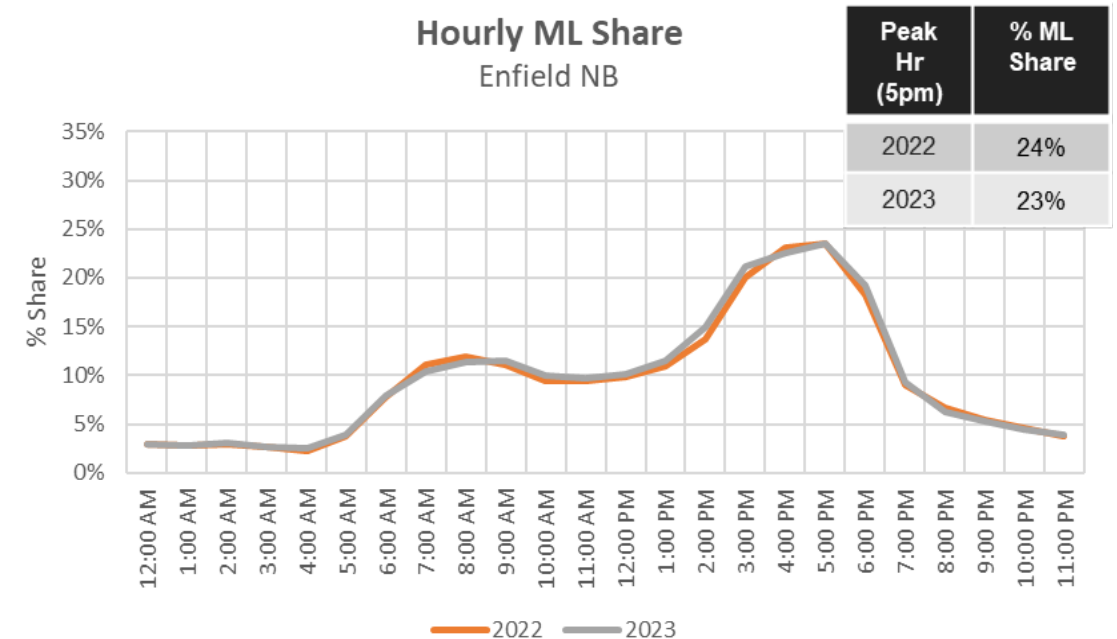
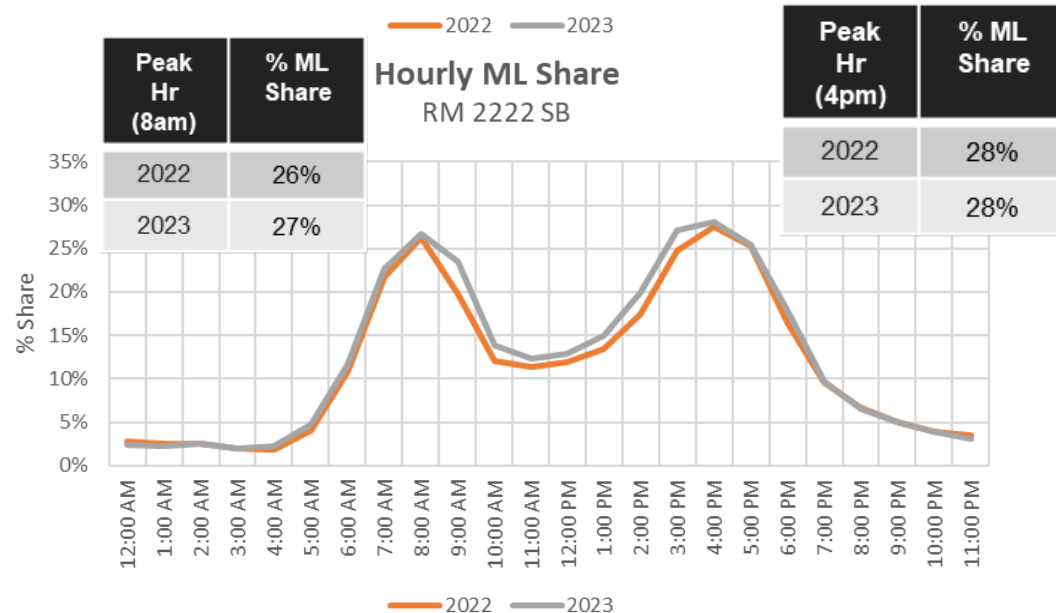
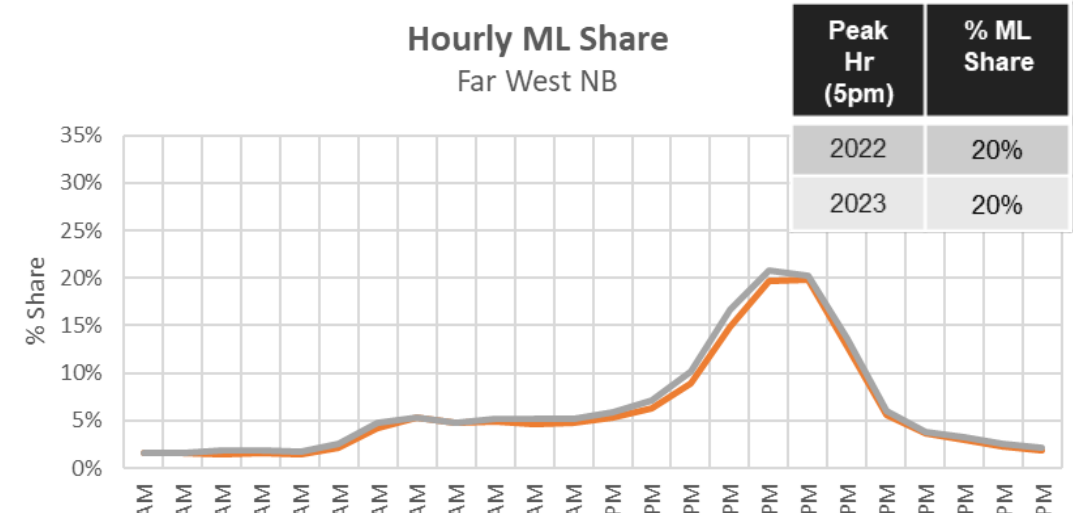
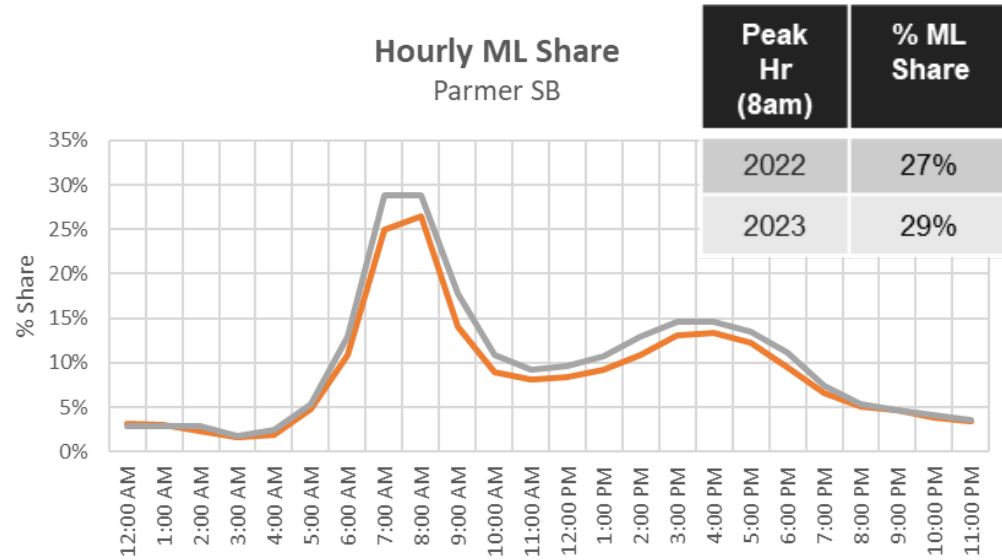
2022								
Corridor	Location	Tolled			General Purpose			% Tolled
		NB	SB	Total	NB	SB	Total	
MoPac	Loop 360	8,035	6,502	<b>14,537</b>	54,073	30,534	<b>84,607</b>	<b>15%</b>
	35th Street	11,729	14,077	<b>25,806</b>	69,016	66,441	<b>135,457</b>	<b>16%</b>

2023								
Corridor	Location	Tolled			General Purpose			% Tolled
		NB	SB	Total	NB	SB	Total	
MoPac	Loop 360	9,264	8,157	<b>17,421</b>	47,953	52,528	<b>100,481</b>	<b>15%</b>
	35th Street	12,838	14,851	<b>27,689</b>	69,119	65,229	<b>134,348</b>	<b>17%</b>





# MoPac Manage Lane Share by Plaza (2023 / 2022)





# AGENDA ITEM #7A

---

James Bass  
Executive Director

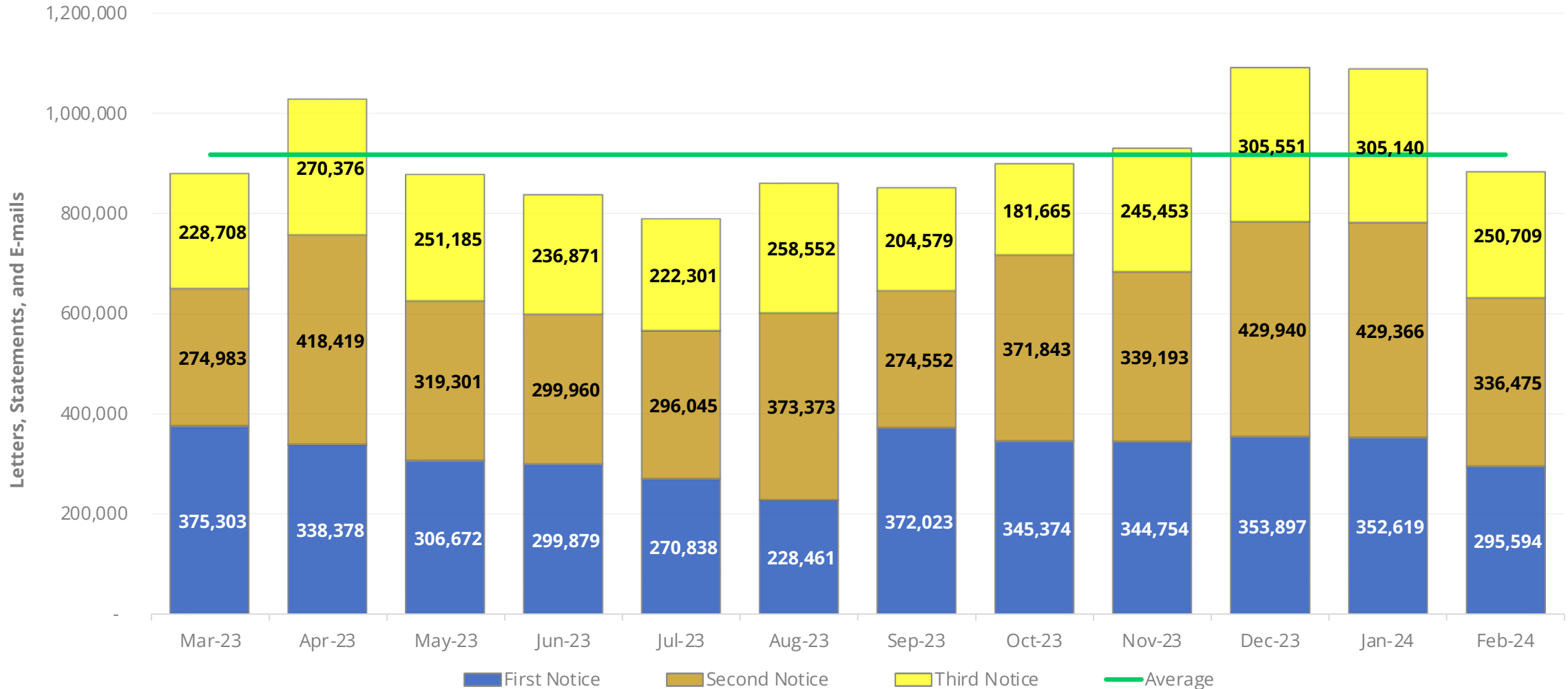
## Executive Director Report

- A. Agency performance metrics
  - I. Roadway performance
  - II. Call center performance

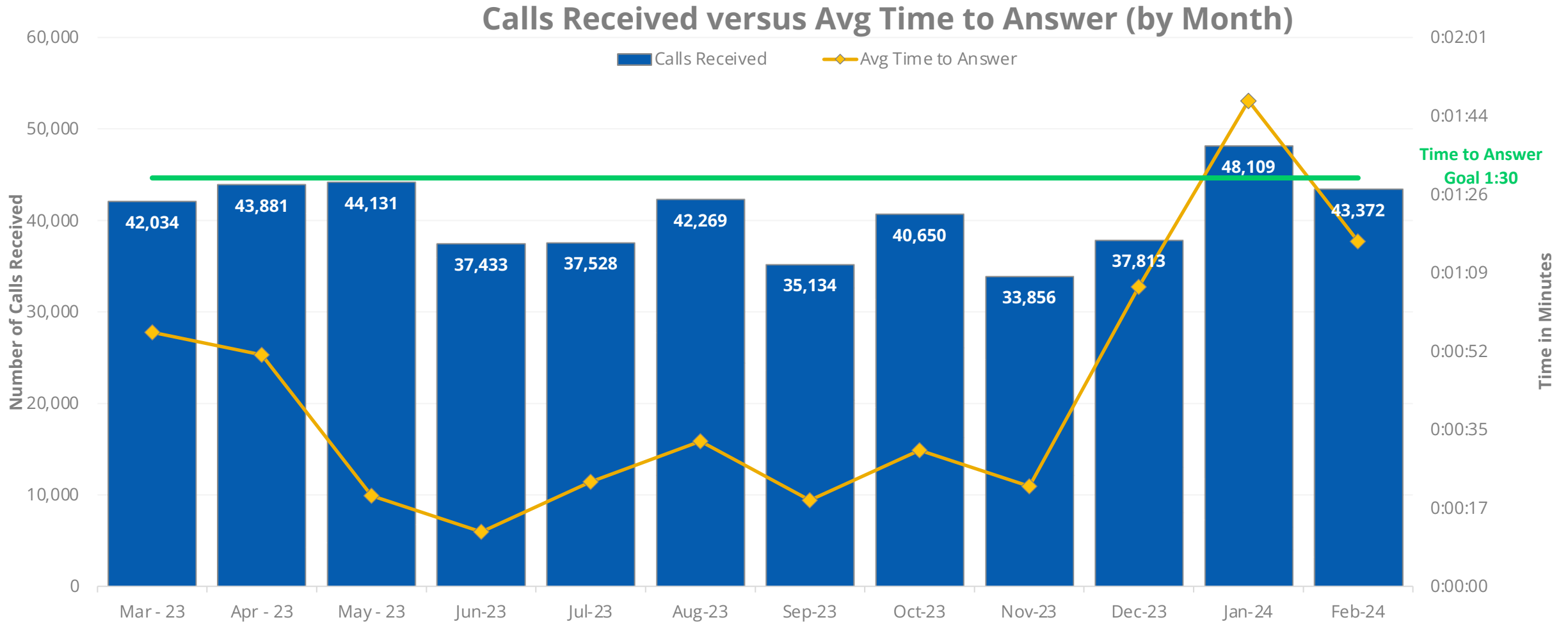
# CTRMA Invoicing Trends (Past Year)



## Monthly Invoicing



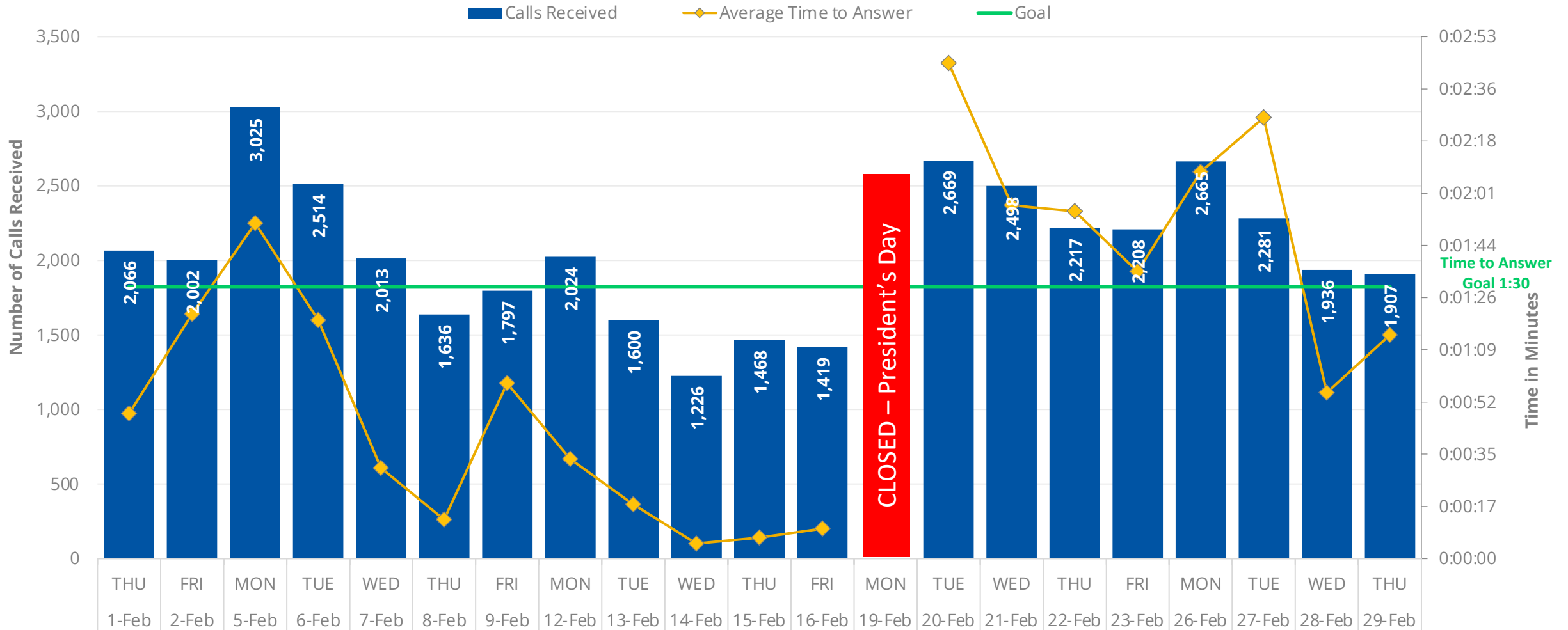
# Call Center Performance (Past Year)



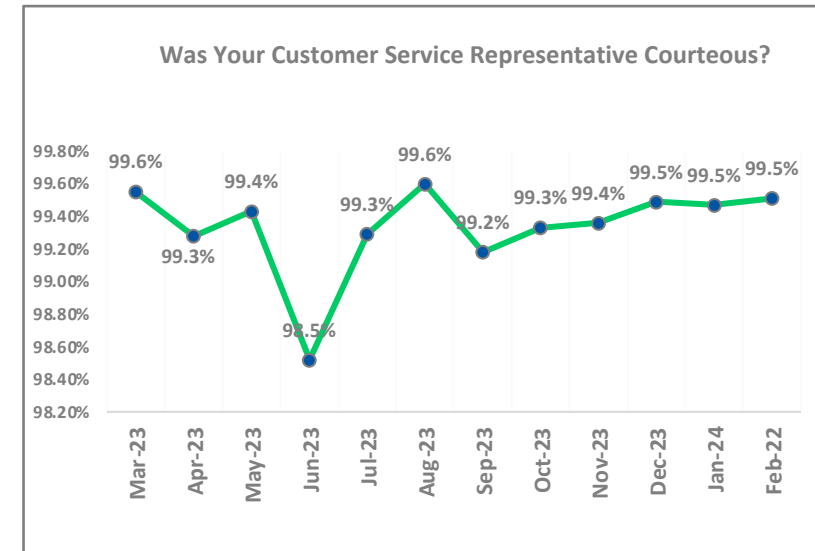
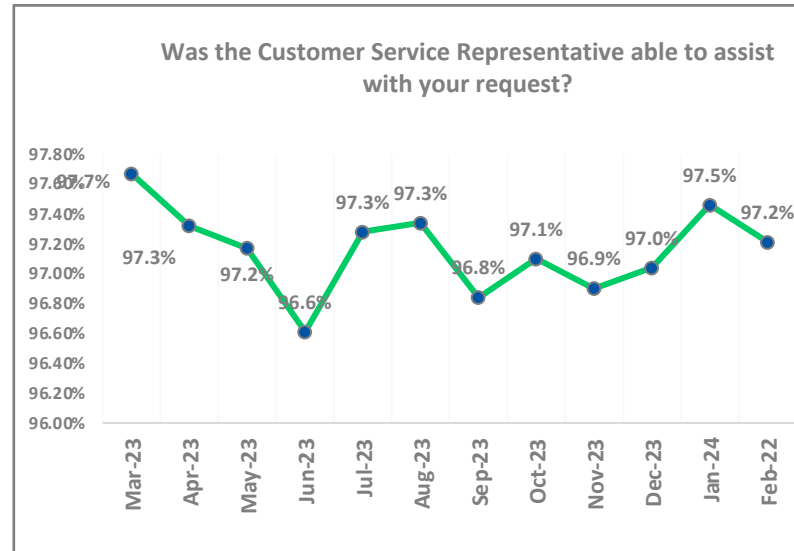
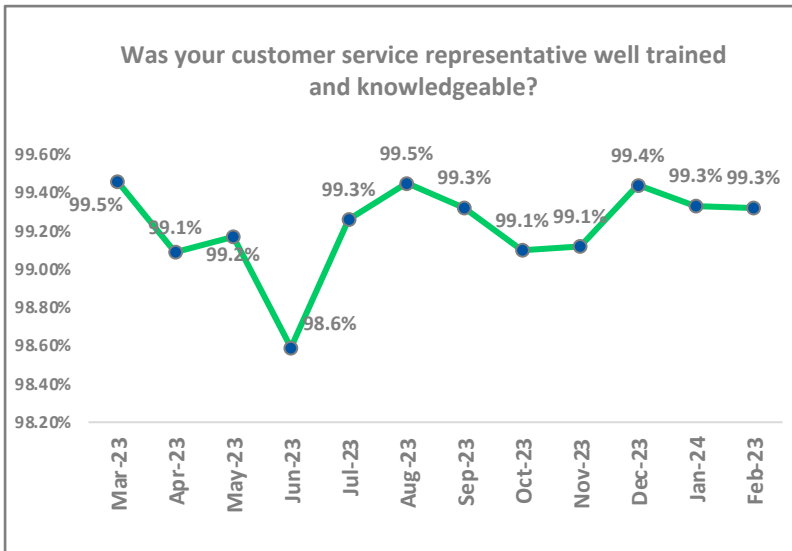
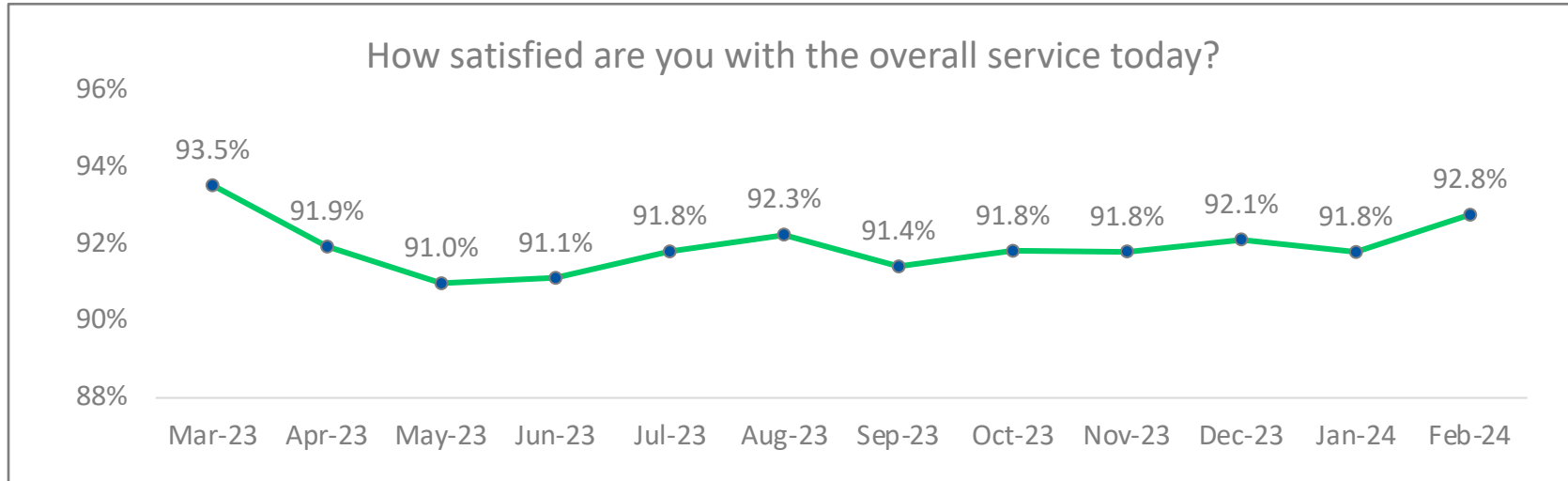
# Call Center Performance (February 2024)



## Calls Received versus Avg Time to Answer (by Day)



# Call Center Customer Satisfaction



Total Number of February 2024 Responses = 8,196 (18.9%)

Post call survey of customers.



CENTRAL TEXAS REGIONAL  
**MOBILITY AUTHORITY**

# EXECUTIVE SESSION

---



# EXECUTIVE SESSION

---

ITEMS #8-11

8. Discuss the sale, transfer or exchange of one or more parcels or interests in real property owned by the Mobility Authority and related issues as authorized by §551.071 (Consultation with Attorney) and §551.072 (Deliberation Regarding Real Property; Closed Meeting).
9. Discuss legal issues related to claims by or against the Mobility Authority; pending or contemplated litigation and any related settlement offers; or other matters as authorized by §551.071 (Consultation with Attorney).
10. Discuss legal issues relating to procurement and financing of Mobility Authority transportation projects and toll system improvements, as authorized by §551.071 (Consultation with Attorney).
11. Discuss personnel matters related to the executive director's employment agreement as authorized by §551.074 (Personnel Matters).





CENTRAL TEXAS REGIONAL  
**MOBILITY AUTHORITY**

REGULAR MEETING OF THE

# BOARD OF DIRECTORS

---

## ADJOURN MEETING #12

March 27, 2024